

1



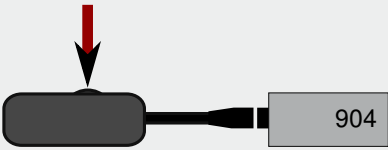
OR



Start with the USB disconnected

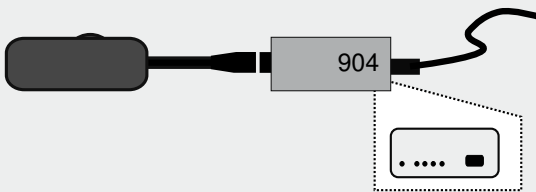
Connect the optical devices to the interface unit as you intend to use them.

2



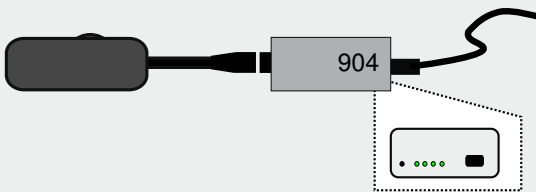
Hold down the wheel.

3



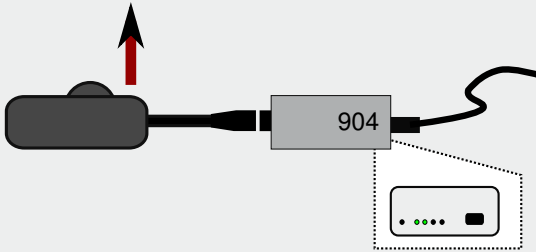
Connect the USB cable

4



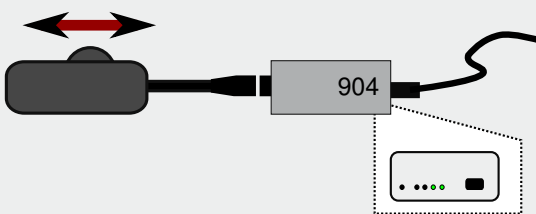
Hold the wheel down until the 4 LEDs light up

5



Release the wheel - the left two LEDs should blink

6



Spin the wheel until the two right LEDs remain lit